

PLEASE CLICK ON THE PAGE NUMBER TO MOVE TO THE RELEVANT PAGE.

KEY HIGHLIGHTS

Update

CH Karnchang (CK TB/BUY/Bt17.90/Target: Bt27.30)

Optimistic about the construction business and earnings outlook in 2025.

Page 2

KEY INDICES

Symbol	Close	Chg	%Chg
SET	1,462.48	2.37	0.16
SET50	948.03	3.18	0.34
Value (Btm) - SET	31,280		
Top 5 Sector			
BANK	391.91	(1.81)	(0.46)
PETRO	597.59	(6.50)	(1.08)
PROP	207.29	(0.43)	(0.21)
ENERG	18,758.15	6.51	0.03
ICT	201.15	(0.37)	(0.18)

Source: Bloomberg

TOP VOLUME

Symbol	Close (Baht)	+/-(% Chg)	5-day ADT (BTm)
DELTA	173.50	4.83	2,425.5
GULF	63.50	1.20	1,814.8
CCET	9.25	6.32	2,621.3
INTUCH	98.75	0.00	1,521.8
EA	6.25	(2.34)	1,072.7

TOP GAINERS

Symbol	Close (Baht)	+/-(% Chg)	5-day ADT (BTm)
TWZ	0.04	33.33	0.3
TRC	1.62	30.65	7.6
TCOAT	31.75	27.00	0.0
CIG	0.05	25.00	0.1
STOWER	0.08	14.29	0.1

TOP LOSERS

Symbol	Close (Baht)	+/-(% Chg)	5-day ADT (BTm)
MORE	0.03	(25.00)	2.3
NATION	0.04	(20.00)	0.0
TFI	0.07	(12.50)	0.0
HEALTH	0.31	(11.43)	2.1
EPG	4.32	(11.11)	38.7

*ADT: Average daily turnover

KEY STATISTICS

Commodity	Current Price	%Chg		
		1m	3M	YTD
Brent crude*	72.8	0.2	(3.8)	(2.5)
Dubai crude*	73.3	(0.8)	(4.8)	(4.2)
Baltic Dry Index	1,627.0	5.2	(7.5)	(22.3)
Gold Spot***	2,658.7	(2.2)	5.8	28.9

*(US\$/bbl), *** (US\$/toz)

FOREIGN PORTFOLIO INVESTMENT IN EQUITIES (THAILAND)

Day (Mil US\$)	MTD Net (Mil US\$)	YTD Net (Mil US\$)	YTD Net YoY%
(39.0)	(304.2)	(3,730.1)	636.4

Source: Bloomberg

Foreign Exchange Rate - THB/US\$ (onshore) = 34.59

Interest Rate (%) - TH 1-day RP = 2.50

Thai Lending Rate (%)* - MLR = 7.10

COMPANY UPDATE

CH Karnchang (CK TB)

Optimistic About Construction Business And Earnings Outlook In 2025

In 4Q24, construction performance is expected to improve, though earnings may be tempered by lower equity income. In 2025, growth will be driven by ongoing projects, the Orange Line (West) starting in 1H25 and the Double Deck project (expected to be signed in 1Q25), supported by healthy gross margins and equity income growth. CK is trading at an undemanding valuation. Maintain BUY. Target price: Bt27.30.

WHAT'S NEW

- **Analyst meeting on 3Q24 results.** We attended CH Karnchang' (CK) analyst meeting to review its 3Q24 results and get an update on its business outlook.

STOCK IMPACT

- **Expect operations to improve in 4Q24; bottom line will likely decline qoq.** In 4Q24, construction revenue is likely to improve slightly from the prior quarter, driven by progress in ongoing projects. CK's margin is also anticipated to increase qoq due to a favourable product mix following the completion of low-margin projects. However, 4Q24 earnings are expected to decline qoq due to lower equity income from seasonality and the absence of dividend income as well as high interest expenses. Additionally, share of profit from CK Power (CKP) and Luang Prabang Power Company (LPCL) may be impacted by forex gain-loss volatility following a baht depreciation.
- **Promising outlook in 2025.** We remain optimistic about CK's earnings outlook for 2025. Construction revenue is anticipated to be bolstered by progress on key ongoing projects. The Orange Line (West) project, valued at Bt109.2b, is expected to commence construction in 1H25, with an estimated progress of 5-10% by year-end. The project is in the utility preparation phase, which is expected to take 3-4 months. Meanwhile, CK is projected to deliver a healthy gross margin of about 7%. Also, Bangkok Expressway and Metro (BEM) and CKP are expected to demonstrate growth trends, contributing to CK's equity income.
- **The Double Deck project is expected to be signed in 1Q25.** We expect the Double Deck project, valued at Bt35b, to be signed in 1Q25 and commence construction in the same year, boosting CK's backlog. While CK is interested in upcoming public project biddings, we believe the company faces no immediate pressure to secure an additional backlog in 2025. The Double Track Chira Junction-Ubon Ratchathani project is anticipated to be the earliest one up for bidding in 2025.

KEY FINANCIALS

Year to 31 Dec (Btm)	2022	2023	2024F	2025F	2026F
Net turnover	18,097	36,485	38,548	43,931	44,177
EBITDA	447	2,033	2,259	2,348	2,868
Operating profit	(191)	916	1,002	1,086	1,588
Net profit (rep./act.)	1,105	1,501	1,802	2,183	2,690
Net profit (adj.)	927	1,462	1,802	2,183	2,690
EPS (Bt)	0.5	0.9	1.1	1.3	1.6
PE (x)	32.7	20.7	16.8	13.9	11.3
P/B (x)	1.3	1.2	1.1	1.1	1.0
EV/EBITDA (x)	177.8	39.1	35.2	33.9	27.7
Dividend yield (%)	1.4	1.4	2.3	2.5	3.3
Net margin (%)	6.1	4.1	4.7	5.0	6.1
Net debt/(cash) to equity (%)	162.9	187.5	181.0	175.5	161.4
Interest cover (x)	0.5	1.6	1.6	1.7	2.1
Consensus net profit	4.4	6.1	6.9	7.9	9.2
UOBKH/Consensus (x)	-	-	1,765	2,063	2,402

Source: CH Karnchang, Bloomberg, UOB Kay Hian

BUY

(Maintained)

Share Price	Bt17.90
Target Price	Bt27.30
Upside	+52.5%
(Previous TP)	Bt26.50

COMPANY DESCRIPTION

CK is the second largest contractor in Thailand with experience in building mass transit systems, water treatment and hydro-electric dams. The company has equity stakes in many infrastructure companies in order to diversify its long-term revenue.

STOCK DATA

GICS sector	Industrials
Bloomberg ticker:	CK TB
Shares issued (m):	1,693.9
Market cap (Btm):	30,320.8
Market cap (US\$m):	875.1
3-mth avg daily t'over (US\$m):	2.4

Price Performance (%)

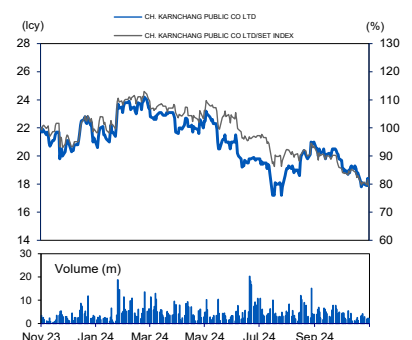
52-week high/low	Bt24.60/Bt16.80			
1mth	3mth	6mth	1yr	YTD
(9.6)	(5.3)	(18.6)	(17.1)	(13.9)

Major Shareholders

	%
Mahasiri Siam	14.3
CH.KARNCHANG HOLDING	11.2
Thai NVDR Company Limited	7.8

FY24 NAV/Share (Bt)	15.83
FY24 Net Debt/Share (Bt)	28.66

PRICE CHART



Source: Bloomberg

ANALYST(S)

Kasemsun Koonnara
 +662 659 8027
 Kasemsun@uobkayhian.co.th

3Q24 RESULTS RECAP

Year to 31 Dec (Btm)	3Q23	2Q24	3Q24	yoy %	qoq %	9M23	9M24	yoy %
Sales and services	8,925	9,206	9,381	5.1	1.9	27,570	28,044	1.7
Operating EBIT	218	232	231	6.1	(0.5)	808	754	(6.6)
Equity income	595	342	1,068	79.4	211.9	1,051	1,576	50.0
Core profit	-21	28	-33	(54.8)	(216.0)	93	16	(83.0)
Net profit	641	488	1,008	57.2	106.5	1,345	1,617	20.2
Percent	3Q23	2Q24	3Q24	yoy ppt	qoq ppt	9M23	9M24	yoy %
Gross margin	7.4	7.2	7.0	(0.4)	(0.1)	7.3	7.3	(0.0)
SG&A to sales	6.0	5.9	5.9	(0.0)	0.0	3.3	2.8	(0.5)
EBIT margin	2.4	2.5	2.5	0.0	(0.1)	2.9	2.7	(0.2)
Net margin	7.2	5.3	10.7	3.6	5.4	4.9	5.8	0.9

Source: CH Karnchang, UOB Kay Hian

RESULTS

- 3Q24 results exceeded expectations.** CK reported a net profit of Bt1,008m for 3Q24 (+57% yoy, +107% qoq). The results were above our and consensus' forecasts of 6% and 23% respectively. The key earnings beat came from higher-than-expected equity income. 9M24 earnings accounted for 89% of our full-year forecasts.
- In 3Q24, construction revenue totalled Bt9.4b (+5% yoy, +2% qoq), underpinned by progress from Luang Prabang Hydroelectric Power Project, and MRT Purple Line (South). Gross margin came in at 7.0%, down 40bp yoy and 10bp qoq, following product mix. SG&A expenses remained flat from the previous quarter. Interest expenses increased 22% yoy and 46% qoq due to bridging loans. The share of profit from investment reached Bt1,068m (+79% yoy, +212% qoq), driven by improved performance in BEM and CKP as well as LPCL following increased forex gains. Additionally, in 3Q24, CK received dividends from TTW PCL amounting to Bt232m.

EARNINGS REVISION/RISK

- Risks:** Delayed construction, higher material costs and minimum wage hikes.

VALUATION/RECOMMENDATION

- Maintain BUY with a new target price of Bt27.30**, based on 1.6x 2025F P/B. We roll over our target price to end-25. We are optimistic about CK's earnings outlook which is expected to be driven by its robust backlog. In addition, CK's share price is trading at an undemanding valuation of 1SD below its 10-year historical mean PE.

SHARE PRICE CATALYST

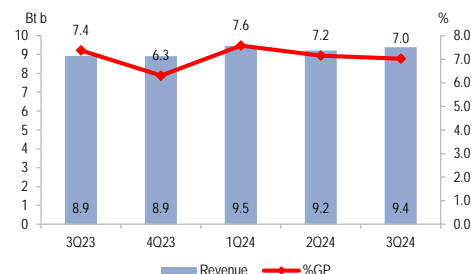
- Higher-than-expected gross margin due to an increasing proportion of high-margin works and effective management of construction materials.
- Additional backlog from winning new projects.

ENVIRONMENTAL, SOCIAL, GOVERNANCE (ESG)

CG Report: 5 SET ESG Rating: A
Environmental
- CK is committed to being environmentally responsible and complying with laws while continuously improving its environmental management systems. CK prioritises the use of environmentally-friendly materials and disposes of unused materials properly.
Social
- CK has social policies and practices that focus on economic operations, community engagement, and development. It is committed to social stewardship and showcases the company's efforts towards beneficial CSR activities and employee management.
Governance
- CK prioritises clear leadership roles, sustainable value creation, and responsible ESG practices. The company recently revamped its risk management based on consulting firm recommendations to strengthen its foundation for meeting operational goals.

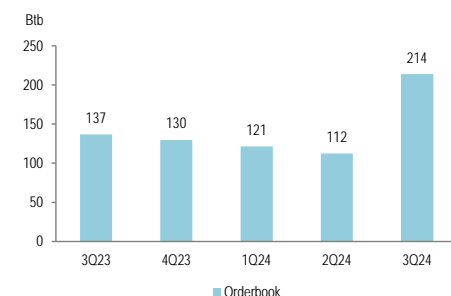
Source: CK, UOB Kay Hian

REVENUE AND GROSS PROFIT MARGIN



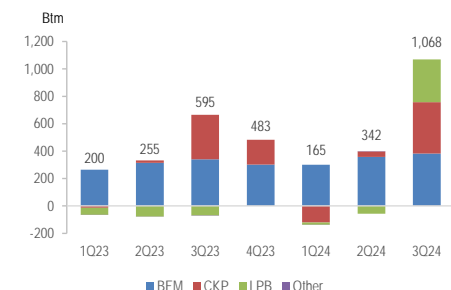
Source: CK, UOB Kay Hian

BACKLOG



Source: CK, UOB Kay Hian

SHARE OF PROFIT FROM INVESTMENTS



Source: CK, UOB Kay Hian

P/B BAND



Source: Bloomberg, UOB Kay Hian

PROFIT & LOSS

Year to 31 Dec (Btm)	2023	2024F	2025F	2026F
Net turnover	36,485	38,548	43,931	44,177
EBITDA	2,033	2,246	2,348	2,870
Deprec. & amort.	1,117	1,244	1,263	1,282
EBIT	916	1,003	1,086	1,588
Total other non-operating income	465	465	465	465
Associate contributions	1,520	1,842	2,128	2,216
Net interest income/(expense)	(1,271)	(1,411)	(1,376)	(1,353)
Pre-tax profit	1,678	1,898	2,303	2,916
Tax	(83)	(11)	(35)	(140)
Minorities	(93)	(85)	(85)	(86)
Net profit	1,501	1,802	2,183	2,690
Net profit (adj.)	1,462	1,802	2,183	2,690

CASH FLOW

Year to 31 Dec (Btm)	2023	2024F	2025F	2026F
Operating	(5,516)	3,124	1,792	3,976
Pre-tax profit	1,678	1,898	2,303	2,916
Tax	(83)	(11)	(35)	(140)
Deprec. & amort.	1,117	1,256	1,262	1,280
Working capital changes	(7,381)	(564)	(2,856)	(131)
Non-cash items	(897)	545	1,118	51
Other operating cashflows	1,570	1,842	2,128	2,216
Investing	(3,045)	(3,404)	(2,131)	(2,014)
Capex (growth)	(1,224)	(1,603)	(600)	(1,600)
Investments	(3,527)	(354)	(357)	(361)
Others	1,706	(1,448)	(1,174)	(54)
Financing	9,314	(552)	(729)	(890)
Dividend payments	(421)	(555)	(729)	(890)
Issue of shares	782	0	0	0
Proceeds from borrowings	9,416	(81)	0	0
Others/interest paid	319	84	0	0
Net cash inflow (outflow)	753	(832)	(1,068)	1,072
Beginning cash & cash equivalent	7,061	7,814	6,982	5,914
Ending cash & cash equivalent	7,814	6,982	5,914	6,986

BALANCE SHEET

Year to 31 Dec (Btm)	2023	2024F	2025F	2026F
Fixed assets	11,934	12,280	11,618	11,938
Other LT assets	52,145	54,101	56,032	56,465
Cash/ST investment	7,814	6,982	5,914	6,986
Other current assets	24,852	26,289	29,960	30,128
Total assets	96,745	99,653	103,524	105,517
ST debt	14,835	14,801	14,801	14,801
Other current liabilities	12,423	13,840	15,773	15,861
LT debt	40,771	40,724	40,724	40,724
Other LT liabilities	2,708	2,863	3,263	3,281
Shareholders' equity	25,482	26,814	28,268	30,068
Minority interest	526	611	696	782
Total liabilities & equity	96,745	99,653	103,524	105,517

KEY METRICS

Year to 31 Dec (%)	2023	2024F	2025F	2026F
Profitability				
EBITDA margin	5.6	5.9	5.3	6.5
Pre-tax margin	4.6	4.9	5.2	6.6
Net margin	4.1	4.7	5.0	6.1
ROA	1.7	1.8	2.1	2.6
ROE	6.1	6.9	7.9	9.2
Growth				
Turnover	101.6	5.7	14.0	0.6
EBITDA	354.7	11.1	3.9	22.1
Pre-tax profit	47.0	13.2	21.3	26.6
Net profit	35.9	20.1	21.1	23.2
Net profit (adj.)	57.8	23.3	21.1	23.2
EPS	57.8	23.3	21.1	23.2
Leverage				
Debt to total capital	68.1	66.9	65.7	64.3
Debt to equity	218.2	207.1	196.4	184.7
Net debt/(cash) to equity	187.5	181.0	175.5	161.4
Interest cover (x)	1.6	1.6	1.7	2.1

Disclosures/Disclaimers

This report is prepared by UOB Kay Hian Securities (Thailand) Public Company Limited (“UOBKHST”), which is a licensed corporation providing Securities Brokerage, Securities Dealing, Underwriting, Derivative Agent and Financial Advisory in Thailand.

This report is provided for information only and is not an offer or a solicitation to deal in securities or to enter into any legal relations, nor an advice or a recommendation with respect to such securities.

This report is prepared for general circulation. It does not have regard to the specific investment objectives, financial situation and the particular needs of any recipient hereof. Advice should be sought from a financial adviser regarding the suitability of the investment product, taking into account the specific investment objectives, financial situation or particular needs of any person in receipt of the recommendation, before the person makes a commitment to purchase the investment product.

This report is confidential. This report may not be published, circulated, reproduced or distributed in whole or in part by any recipient of this report to any other person without the prior written consent of UOBKHST. This report is not directed to or intended for distribution to or use by any person or any entity who is a citizen or resident of or located in any locality, state, country or any other jurisdiction as UOBKHST may determine in its absolute discretion, where the distribution, publication, availability or use of this report would be contrary to applicable law or would subject UOBKHST and its connected persons (as defined in Notification of the Capital Market Supervisory Board No. TorChor. 21/2551 and the Securities and Exchange Act of Thailand) to any registration, licensing or other requirements within such jurisdiction.

The information or views in the report (“Information”) has been obtained or derived from sources believed by UOBKHST to be reliable. However, UOBKHST makes no representation as to the accuracy or completeness of such sources or the Information and UOBKHST accepts no liability whatsoever for any loss or damage arising from the use of or reliance on the Information. UOBKHST and its associate may have issued other reports expressing views different from the Information and all views expressed in all reports of UOBKHST and its connected persons are subject to change without notice. UOBKHST reserves the right to act upon or use the Information at any time, including before its publication herein.

Except as otherwise indicated below, (1) UOBKHST, its associates and its officers, employees and representatives may, to the extent permitted by law, transact with, perform or provide broking, underwriting, corporate finance-related or other services for or solicit business from, the subject corporation(s) referred to in this report; (2) UOBKHST, its associate and its officers, employees and representatives may also, to the extent permitted by law, transact with, perform or provide broking or other services for or solicit business from, other persons in respect of dealings in the securities referred to in this report or other investments related thereto; (3) the officers, employees and representatives of UOBKHST may also serve on the board of directors or in trustee positions with the subject corporation(s) referred to in this report. (All of the foregoing is hereafter referred to as the “Subject Business”); and (4) UOBKHST may otherwise have an interest (including a proprietary interest) in the subject corporation(s) referred to in this report.

As of the date of this report, no analyst responsible for any of the content in this report has any proprietary position or material interest in the securities of the corporation(s) which are referred to in the content they respectively author or are otherwise responsible for.

IMPORTANT DISCLOSURES FOR U.S. PERSONS

This research report is prepared by UOBKHST, a company authorized, as noted above, to engage in securities and derivative activities in Thailand. UOBKHST is not a registered broker-dealer in the United States and, therefore, is not subject to U.S. rules regarding the preparation of research reports and the independence of research analysts. This research report is provided for distribution by UOBKHST (whether directly or through its US registered broker dealer affiliate named below) to “major U.S. institutional investors” in reliance on the exemption from registration provided by Rule 15a-6 of the U.S. Securities Exchange Act of 1934, as amended (the “Exchange Act”). All US persons that receive this document by way of distribution from or which they regard as being from UOBKHST by their acceptance thereof represent and agree that they are a major institutional investor and understand the risks involved in executing transactions in securities.

Any U.S. recipient of this research report wishing to effect any transaction to buy or sell securities or related financial instruments based on the information provided in this research report should do so only through UOB Kay Hian (U.S.) Inc (“UOBKHUS”), a registered broker-dealer in the United States. Under no circumstances should any recipient of this research report effect any transaction to buy or sell securities or related financial instruments through UOBKHST.

UOBKHUS accepts responsibility for the contents of this research report, subject to the terms set out below, to the extent that it is delivered to and intended to be received by a U.S. person other than a major U.S. institutional investor.

The analyst whose name appears in this research report is not registered or qualified as a research analyst with the Financial Industry Regulatory Authority (“FINRA”) and may not be an associated person of UOBKHUS and, therefore, may not be subject to applicable restrictions under FINRA Rules on communications with a subject company, public appearances and trading securities held by a research analyst account.

Analyst Certification/Regulation AC

Each research analyst of UOBKHST who produced this report hereby certifies that (1) the views expressed in this report accurately reflect his/her personal views about all of the subject corporation(s) and securities in this report; (2) the report was produced independently by him/her; (3) he/she does not carry out, whether for himself/herself or on behalf of UOBKHST or any other person, any of the Subject Business involving any of the subject corporation(s) or securities referred to in this report; and (4) he/she has not received and will not receive any compensation that is directly or indirectly related or linked to the recommendations or views expressed in this report or to any sales, trading, dealing or corporate finance advisory services or transaction in respect of the securities in this report. However, the compensation received by each such research analyst is based upon various factors, including UOBKHST's total revenues, a portion of which are generated from UOBKHST's business of dealing in securities.

Reports are distributed in the respective countries or jurisdictions by the respective entities and are subject to the additional restrictions listed in the following table.

General	This report is not intended for distribution, publication to or use by any person or entity who is a citizen or resident of or located in any country or jurisdiction where the distribution, publication or use of this report would be contrary to applicable law or regulation.
Hong Kong	This report is distributed in Hong Kong by UOB Kay Hian (Hong Kong) Limited ("UOBKHHK"), which is regulated by the Securities and Futures Commission of Hong Kong. Neither the analyst(s) preparing this report nor his associate, has trading and financial interest and relevant relationship specified under Para. 16.4 of Code of Conduct in the listed corporation covered in this report. UOBKHHK does not have financial interests and business relationship specified under Para. 16.5 of Code of Conduct with the listed corporation covered in this report. Where the report is distributed in Hong Kong and contains research analyses or reports from a foreign research house, please note: (i) recipients of the analyses or reports are to contact UOBKHHK (and not the relevant foreign research house) in Hong Kong in respect of any matters arising from, or in connection with, the analysis or report; and (ii) to the extent that the analyses or reports are delivered to and intended to be received by any person in Hong Kong who is not a professional investor, or institutional investor, UOBKHHK accepts legal responsibility for the contents of the analyses or reports only to the extent required by law.
Indonesia	This report is distributed in Indonesia by PT UOB Kay Hian Sekuritas, which is regulated by Financial Services Authority of Indonesia. Where the report is distributed in Indonesia and contains research analyses or reports from a foreign research house, please note recipients of the analyses or reports are to contact PT UOBKH (and not the relevant foreign research house) in Indonesia in respect of any matters arising from, or in connection with, the analysis or report.
Malaysia	Where the report is distributed in Malaysia and contains research analyses or reports from a foreign research house, the recipients of the analyses or reports are to contact UOBKHM (and not the relevant foreign research house) in Malaysia, at +603-21471988, in respect of any matters arising from, or in connection with, the analysis or report as UOBKHM is the registered person under CMSA to distribute any research analyses in Malaysia.
Singapore	This report is distributed in Singapore by UOB Kay Hian Private Limited ("UOBKH"), which is a holder of a capital markets services licence and an exempt financial adviser regulated by the Monetary Authority of Singapore. Where the report is distributed in Singapore and contains research analyses or reports from a foreign research house, please note: (i) recipients of the analyses or reports are to contact UOBKH (and not the relevant foreign research house) in Singapore in respect of any matters arising from, or in connection with, the analysis or report; and (ii) to the extent that the analyses or reports are delivered to and intended to be received by any person in Singapore who is not an accredited investor, expert investor or institutional investor, UOBKH accepts legal responsibility for the contents of the analyses or reports only to the extent required by law.
Thailand	This report is distributed in Thailand by UOB Kay Hian Securities (Thailand) Public Company Limited, which is regulated by the Securities and Exchange Commission of Thailand.
United Kingdom	This report is being distributed in the UK by UOB Kay Hian (U.K.) Limited, which is an authorised person in the meaning of the Financial Services and Markets Act and is regulated by The Financial Conduct Authority. Research distributed in the UK is intended only for institutional clients.
United States of America ('U.S.')	This report cannot be distributed into the U.S. or to any U.S. person or entity except in compliance with applicable U.S. laws and regulations. It is being distributed in the U.S. by UOB Kay Hian (US) Inc, which accepts responsibility for its contents. Any U.S. person or entity receiving this report and wishing to effect transactions in any securities referred to in the report should contact UOB Kay Hian (US) Inc. directly.

Copyright 2024, UOB Kay Hian Securities (Thailand) Public Company Limited. All rights reserved.

<http://www.utrade.co.th>